


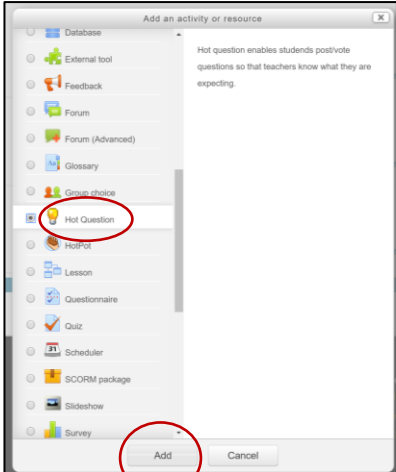
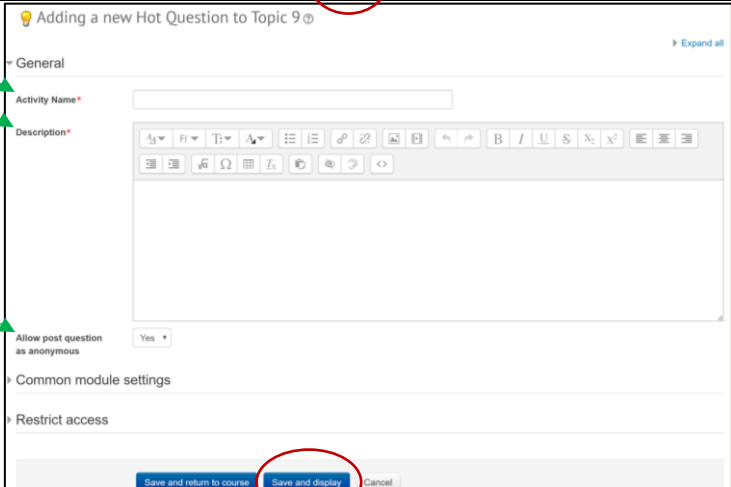
# Quick Set-up Guide – HOT QUESTIONS

## Why use Hot Question?

Hot Question is an interactive activity which can encourage students to take part in discussions and stay engaged in a lecture. It was designed so students could ask questions, but can as easily be used as a platform for students to comment and answer questions in real-time. Students will be able to see each other's comments – give them 'likes' and post their own views. Once set-up this activity can be used for spontaneous as well as planned lessons, just like grabbing a whiteboard/flipchart marker.


## Let's set it up!

Before we start, make sure you are on your course page, have clicked 'turn editing on' (top right hand corner), and are on the correct topic/section.

<p>1. Click on the 'Add an activity or resource' button circled in red.</p>	
<p>2. A dialogue box appears: Scroll down and click on 'Hot Question', then click 'Add' (circled in red).</p>	
<p>3. Fill in 'Activity Name', add a 'Description' and select 'Yes' to allow students' responses to be anonymous, and 'No' otherwise (indicated by green arrows). Press 'Save and Display' as circled in red.</p>	

# Quick Set-up Guide – HOT QUESTSION

4. Students can post their answers in the 'Submit your question here:' box. To display answers as anonymous, click the box circled in red. Students press the blue 'Post' button to display.



Activity Name

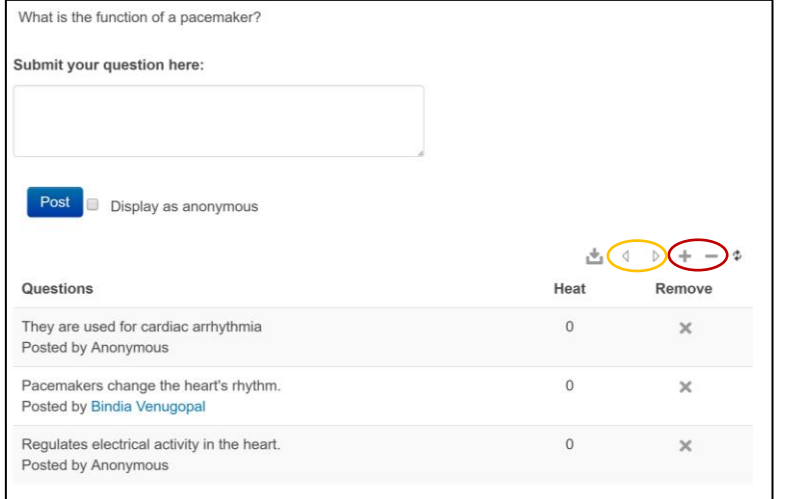
Description

Submit your question here:

Post  Display as anonymous

No questions yet.

5. On the right is an example (as seen by the lecturer) which shows students' comments. The 'plus' and 'minus' signs circled in red allow you to introduce or take away another (blank) page. Use the arrows circled in orange to scroll through pages in the activity. Students can only post comments to the most recent page, but can still view the others.



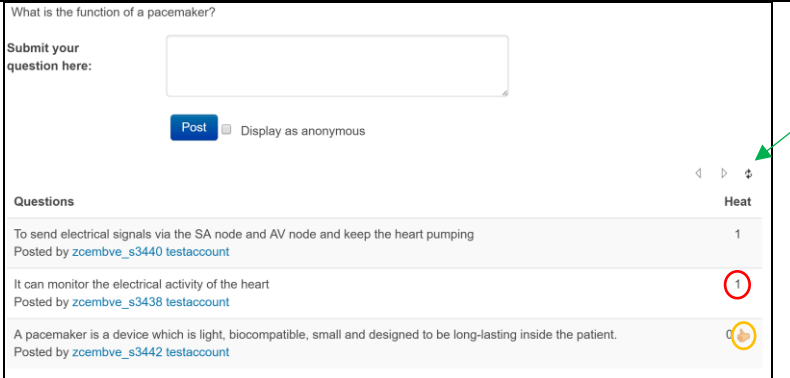
What is the function of a pacemaker?

Submit your question here:

Post  Display as anonymous

Questions	Heat	Remove
They are used for cardiac arrhythmia Posted by Anonymous	0	×
Pacemakers change the heart's rhythm. Posted by Bindia Venugopal	0	×
Regulates electrical activity in the heart. Posted by Anonymous	0	×

6. Students can 'like' each other's comments by pressing the 'thumbs up' icon (circled in orange). Once students give the comment a 'thumbs up' the total number of people who gave it 'Heat' appears (circled in red). Everyone should use the refresh button (indicated by green arrow) periodically to reveal new posts.



What is the function of a pacemaker?

Submit your question here:

Post  Display as anonymous

Questions	Heat
To send electrical signals via the SA node and AV node and keep the heart pumping Posted by zcembve_s3440 testaccount	1
It can monitor the electrical activity of the heart Posted by zcembve_s3438 testaccount	1
A pacemaker is a device which is light, biocompatible, small and designed to be long-lasting inside the patient. Posted by zcembve_s3442 testaccount	0

Student view

## Example Uses

**Revision Lectures:** Hot Question can be used with past exam papers: students attempt a specific question and post their answers in the activity. Lecturers provide feedback e.g. 'This answer would have lost one mark because...' or 'This answer is good because it includes...', etc. A new page can be added for the next question and the process is repeated. Students can review answers later at home.

**Brainstorm Session:** Students can comment/ submit answers all at once and the lecturer can monitor the activity. Lecturers can pick up on aspects that are interesting or have been neglected, summarizing and steering the discussion.